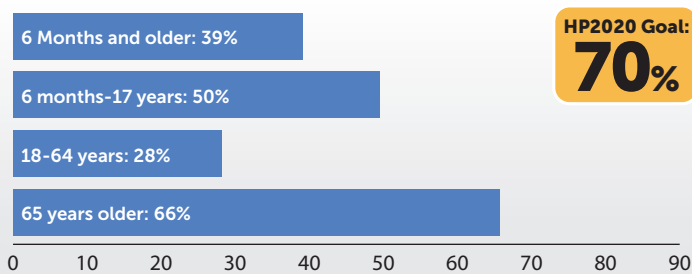


NEVADA FLU IMMUNIZATION RATES

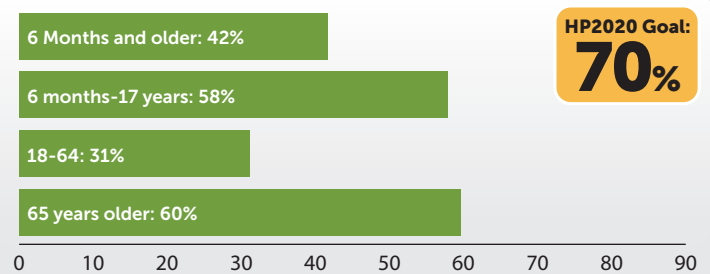
GENERAL POPULATION'S PROGRESS TOWARDS HEALTHY PEOPLE 2020 GOAL IN NEVADA

(as of the 2017-18 influenza season)

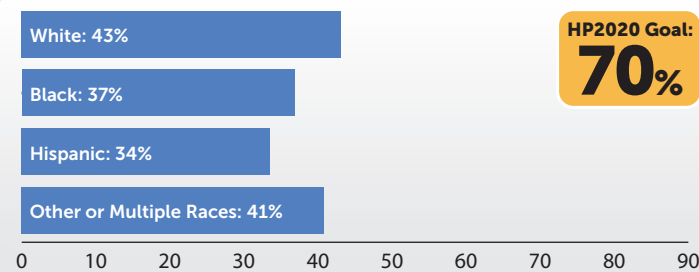
FLU IMMUNIZATION RATES IN NEVADA



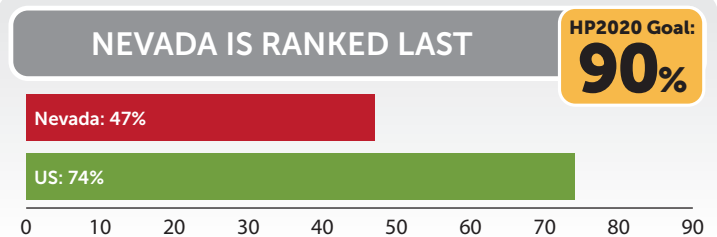
FLU IMMUNIZATION RATES IN THE U.S.



FLU IMMUNIZATION RATES BY RACE/ETHNICITY IN NEVADA.



FLU IMMUNIZATION RATES FOR NURSING HOME RESIDENTS OVER 18 YEARS OLD

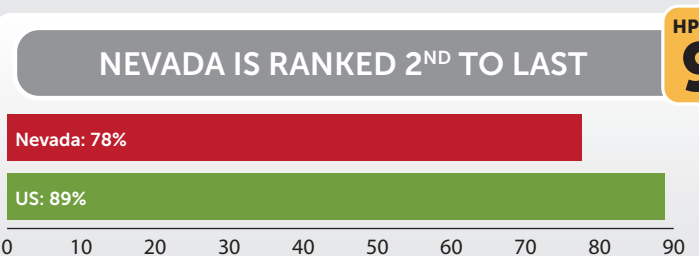


HEALTHCARE WORKERS FLU IMMUNIZATION RATES

HEALTHCARE WORKERS PROGRESS TOWARDS HEALTHY PEOPLE 2020 GOAL

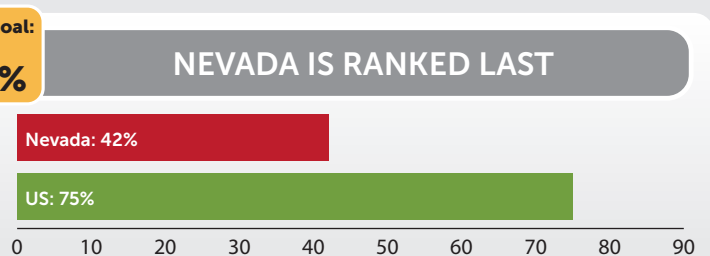
(as of the 2017-18 influenza season)

ALL HEALTHCARE PERSONNEL IN NEVADA:



Healthcare Workers: All paid and unpaid persons working in health care settings who have the potential for exposure to patients and/or to infectious materials

LICENSED INDEPENDENT PRACTITIONERS IN NEVADA:



Licensed Independent Practitioners: Physicians, advanced practice nurses, and physician assistants who are affiliated with the health care facility but are not directly employed by it.

WHAT WORKS

Immunization coverage was highest across the nation (95%) among health care personnel working in settings where immunization was required.

Overall, 44% of the nation's health care personnel reported a requirement to be immunized; those working in hospitals were more likely to report an immunization requirement (68%) than were those working in ambulatory care (39%), long-term care (30%), or other clinical settings (38%)

